

Prodigi

Quick Start Guide

Welcome to Prodigi for Windows

All Prodigi accounts begin with a trial version to help you get started quickly.

Follow this guide to **download**, **install**, and **activate** the software for full access.

.....

1




Prodigi software
powered by Humañware

Download and install 


<https://qrco.de/Prodigi>

2

Terms and Conditions



3



Your Prodigi trial expires in 14 days

Choose the option that applies to you

Invitation Organizational User

4a

← I Have an:

Invitation

Activation Key

Existing Account

5a

Invitation >

name@example.com

6a

You have received an invitation

Skip Decline Accept

7a

Create Account

First name

Last name

Email (user name)
name@example.com

Country ▾

Next

8a

Create Account

Password 👁

Confirm password 👁

Back Sign up

Activation Key Individual User

4b

← I Have an:

Invitation

Activation Key

Existing Account

5b

← Activation Key >

Email

Activation Key 📄

6b

Activate Account

Email (user name)
name@example.com

Activation key

Password 👁

Confirm password 👁

Cancel Activate

Go to Step 9

Existing User 2nd Device

4c

← I Have an:

Invitation

Activation Key

Existing Account

5c

Sign in

Email (user name)

Next

6c

Sign in

name@example.com

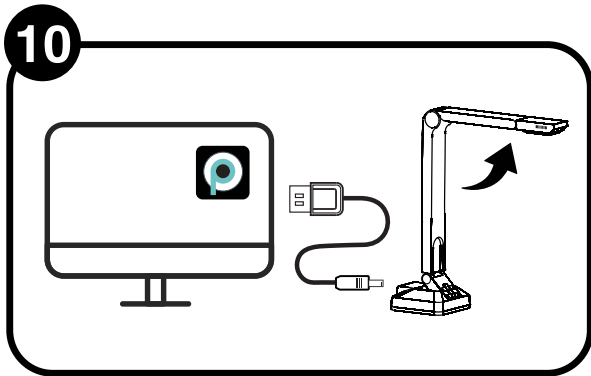
Password 👁

Forgot password? Next

Go to Step 9

9

Language	Voice	Speech	Usage Data?
Selected voices: 0 of 4	Darius (US) >	On	Yes
English >	Deepa >	Documents only	No
Other languages... >	Other voices... >	Off	Details >



11

← Camera

- Integrated Webcam
- HoverCam Solo 8 Plus
- Other camera...

Magnifier

12

Start magnifying

For more information on how to use Prodigy for Windows,
please refer to the **User Guide**.

www.humanware.com/support/prodigi_software/